

# SIRIUS

## 585-640Wp



MAXIMUM EFFICIENCY %	YEARLY DEGRADATION	PRODUCT WARRANTY	PERFORMANCE WARRANTY
<b>23.69</b>	<b>0.40%</b>	<b>12 YEARS</b>	<b>30 YEARS</b>



**Made in India** within a state-of-the-art module production facility.



**Better Temperature Coefficient**



**Certified** by BIS & ALMM




**Better Output** In Low Irradiance



**PID** resistant module.



**IP68** rated junction box.

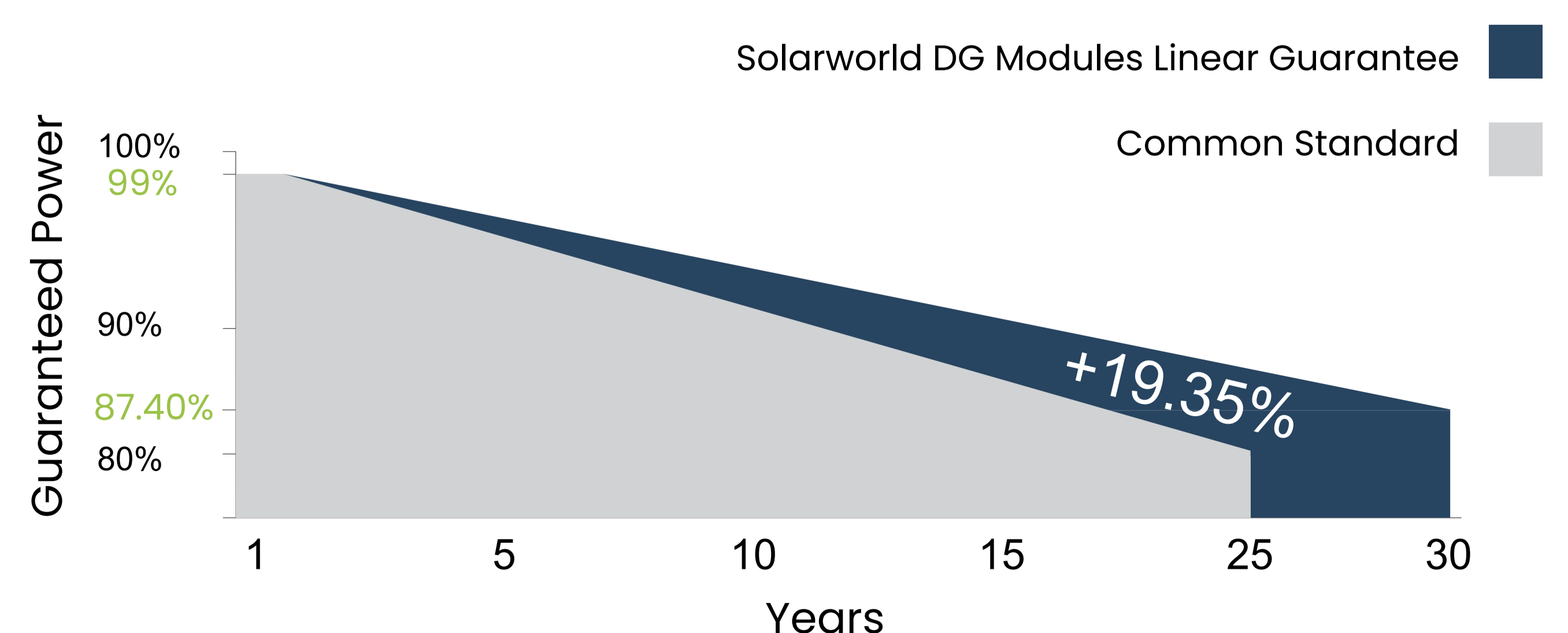


**Model:** SW-DG132THC-640W

## CERTIFICATES



## Performance Warranty

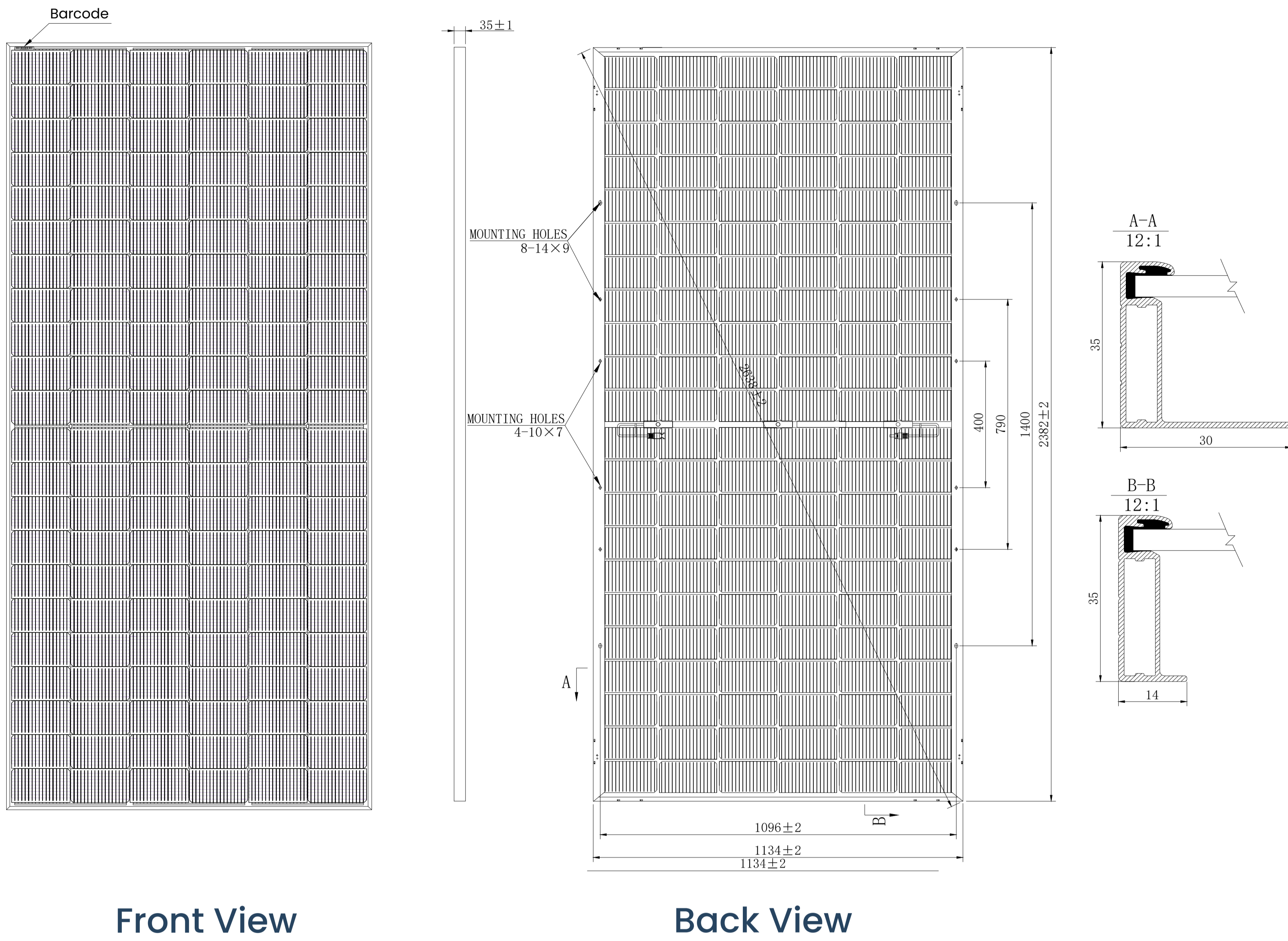


# Bifacial Glass to Glass

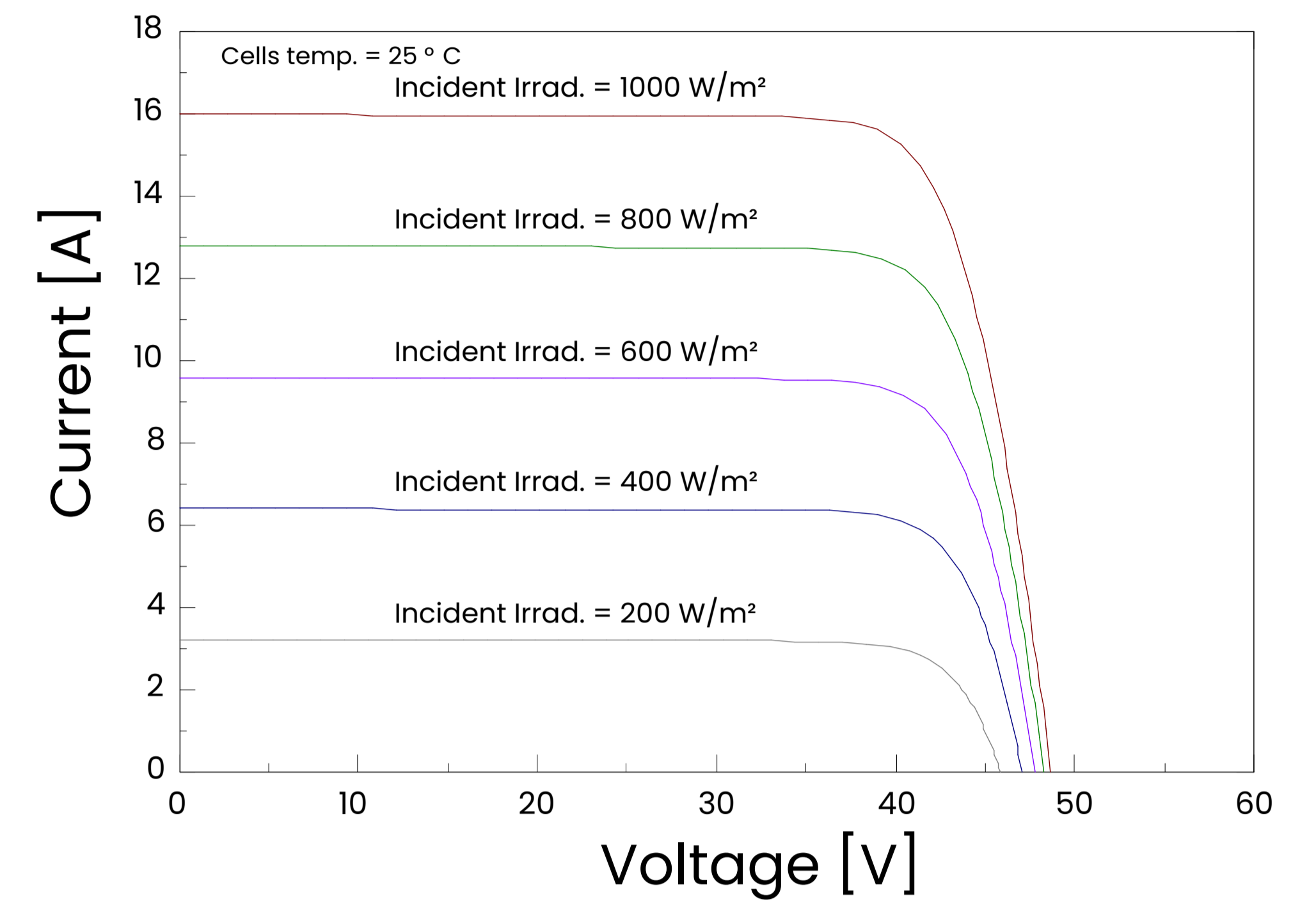
Performance under standard test conditions STC (1000w/m<sup>2</sup>, AM 1.5, 25°C)



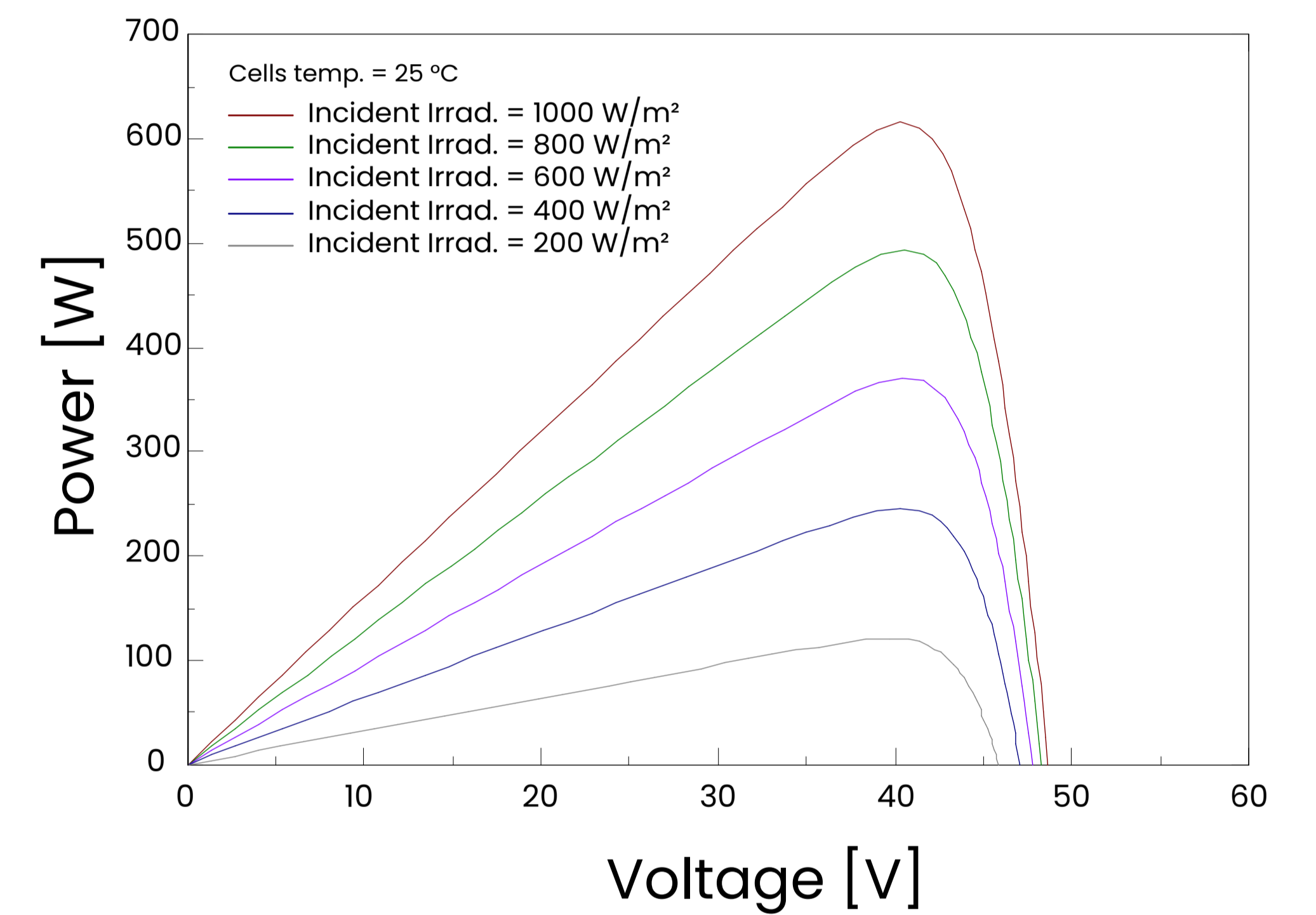
## Dimensions of PV Module (mm)



## I-V CURVES OF PV MODULE (640W)



## P-V CURVES OF PV MODULE (640W)



### Electrical Characteristics | STC\*

	610	615	620	625	630	635	640
Nominal Power Watt Pmax (W)*	610	615	620	625	630	635	640
Maximum Power Voltage (Vmp), V	40.60	40.80	41.00	41.20	41.40	41.60	41.80
Maximum Power Current (Imp), A	15.03	15.08	15.13	15.17	15.22	15.27	15.32
Open Circuit Voltage (Voc), V	48.50	48.70	48.90	49.10	49.30	49.50	49.70
Short Circuit Current (Isc), A	15.95	16.00	16.05	16.09	16.14	16.19	16.24
Module Efficiency %	22.58	22.77	22.95	23.14	23.32	23.51	23.69

\*The data above is for reference only and the actual data is in accordance with the practical testing  
\*STC (Standard Test Condition): Irradiance 1000W/m<sup>2</sup>, Module Temperature 25±2°C, AM 1.5  
\*Measuring uncertainty: ±3%.

### Electrical Characteristics | NMOT\*

	610	615	620	625	630	635	640
Maximum Power Pmax (Wp)	462.40	466.10	471.30	475.20	478.90	482.70	486.50
Maximum Power Voltage (Vmpp), V	37.80	38.00	38.04	38.50	38.70	38.90	39.10
Maximum Power Current (Imp), A	12.22	12.26	12.29	12.33	12.37	12.41	12.445
Open Circuit Voltage (Voc), V	45.80	46.00	46.30	46.50	46.70	46.90	47.10
Short Circuit Current (Isc), A	12.87	12.91	12.95	12.98	13.02	13.06	13.10

\*NMOT: Irradiance 800W/m<sup>2</sup>, Ambient Temperature 20°C, AM 1.5, Wind Speed 1m/s

### Electrical Characteristics | (Rear Power Gain)

	610	615	620	625	630	635	640
<b>5%</b> Maximum Power: Pmax (W)	641	646	651	656	662	667	672
Module Efficiency(%)	23.69	23.89	24.08	24.27	24.47	24.66	24.86
<b>15%</b> Maximum Power: Pmax(W)	702	707	713	719	725	730	736
Module Efficiency(%)	25.95	26.16	26.37	26.59	26.80	27.01	27.22
<b>25%</b> Maximum Power: Pmax(W)	763	769	775	781	788	794	800
Module Efficiency(%)	28.20	28.44	28.67	28.90	29.13	29.36	29.59

\*Remark: Electrical data in this catalog do not refer to a single module and they are not part of the offer. They only serve for comparison among different module types.

\*Caution: Please be kindly advised that PV modules should be handled and installed by qualified people who have professional skills and please carefully read the safety and installation instructions before using our PV modules.

### Mechanical Data

Solar Cells	N-type Monocrystalline, Rectangular cells
Cells Orientation	132 [2x(11x6)]
Module Dimension	2382x1134x35 mm (With Frame) *
Weight	33.0 ± 1.0 Kg
Glass	2.0 mm+2.0 mm, High Transmission, AR Coated Heat
Junction Box	IP 68, 3 diodes
Cables	4 mm <sup>2</sup> , 350 mm (With Connectors)
Connectors*	MC4-compatible

\*Please refer to regional datasheet for specified connector

\*Frame as per the requirement

### Temperature Ratings

NMOT	44° C ± 2° C
Temperature coefficient of Pmax	(- 0.28 ± 0.028) %/°C
Temperature coefficient of Voc	- 0.23%/°C
Temperature coefficient of Isc	0.045%/°C
Refer. Bifacial Factor	(80±10)%

\*Remark: Do not connect Fuse in Combiner Box with two or more strings in parallel connection

### Working Conditions

Maximum system voltage	1500 V DC
Operating temperature	-40°C ~ + 85 °C
Maximum series fuse	35 A
Front Side Maximum Static Loading	Upto 5400Pa
Rear Side Maximum Static Loading	Upto 2400Pa